
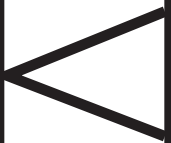


The uppercase letter 'A' is shown on a set of three horizontal handwriting lines. The letter is formed with three straight lines: two diagonal lines meeting at the top and a horizontal crossbar. The letter is positioned between the top and middle lines.The uppercase letter 'M' is shown on a set of three horizontal handwriting lines. The letter is formed with four straight lines: two vertical lines and two diagonal lines that meet at the top and bottom. The letter is positioned between the top and middle lines.The uppercase letter 'V' is shown on a set of three horizontal handwriting lines. The letter is formed with two straight lines that meet at the top and bottom. The letter is positioned between the top and middle lines.




tall, straight-line letters

Letras altas con líneas rectas



tall, straight-line letters


Letras altas con líneas rectas



Tall, slant-line letters  
Letras con líneas en ángulo



A handwriting practice line consisting of three horizontal lines. The letter 'J' is written on the top line, with its hook curving down to touch the middle line.



A handwriting practice line consisting of three horizontal lines. The letter 'U' is written on the top line, with its curve touching the middle line.



A handwriting practice line consisting of three horizontal lines. The letter 'S' is written on the top line, with its curves touching the middle line.

Underturn letters (J, U) and compound curve letter(s)

Letras que son curvas de abajo (J, U) y la letra con curvas combinadas

The uppercase letter 'C' is shown on a set of three horizontal handwriting lines. The letter is formed by a single stroke that starts at the top line, curves counter-clockwise, and ends at the bottom line, leaving a small gap at the top right.The uppercase letter 'G' is shown on a set of three horizontal handwriting lines. The letter is formed by a single stroke that starts at the top line, curves counter-clockwise, and ends with a small horizontal tail at the bottom line.The uppercase letter 'O' is shown on a set of three horizontal handwriting lines. The letter is formed by a single stroke that starts at the top line, curves counter-clockwise, and ends at the bottom line, leaving a small gap at the top right.


Circle letters

Letras circulares

The uppercase letter 'B' is shown on a set of three horizontal handwriting lines. The letter is formed with a vertical stem on the right and two rounded bowls on the left, one at the top and one at the bottom. The top bowl is slightly larger than the bottom bowl.The uppercase letter 'P' is shown on a set of three horizontal handwriting lines. The letter is formed with a vertical stem on the right and a single rounded bowl on the left, positioned between the middle and top lines.The uppercase letter 'R' is shown on a set of three horizontal handwriting lines. The letter is formed with a vertical stem on the right and a single bowl on the left, positioned between the middle and top lines. A diagonal leg extends from the bottom of the bowl down to the bottom line.

Side-turn letters

Letras acostadas hacia un lado

The uppercase letter 'D' is shown on a set of three horizontal handwriting lines. The letter is formed by a vertical stem on the left and a semi-circular bowl on the right, starting from the top line and ending at the bottom line.The uppercase letter 'Q' is shown on a set of three horizontal handwriting lines. The letter is formed by a circular bowl starting from the top line and ending at the bottom line, with a short vertical stem on the left. A small diagonal tick mark is at the bottom left of the bowl.

Circle letters (Q) and side-turn letter (D)

Letras circulares y letras acostadas hacia un lado

The uppercase letter 'V' is shown on a set of three horizontal handwriting lines. The letter is formed by two slanted strokes meeting at a point on the middle line. The first stroke starts at the top line and goes down to the middle line. The second stroke starts at the top line and goes down to the middle line, meeting the first stroke at a point on the middle line.The uppercase letter 'Y' is shown on a set of three horizontal handwriting lines. The letter is formed by three slanted strokes. The first stroke starts at the top line and goes down to the middle line. The second stroke starts at the top line and goes down to the middle line, meeting the first stroke at a point on the middle line. The third stroke starts at the top line and goes down to the bottom line, meeting the other two strokes at a point on the middle line.The uppercase letter 'W' is shown on a set of three horizontal handwriting lines. The letter is formed by four slanted strokes. The first stroke starts at the top line and goes down to the middle line. The second stroke starts at the top line and goes down to the middle line, meeting the first stroke at a point on the middle line. The third stroke starts at the top line and goes down to the middle line, meeting the second stroke at a point on the middle line. The fourth stroke starts at the top line and goes down to the middle line, meeting the third stroke at a point on the middle line.

Slant-line letters

Letras con líneas en ángulo



---



---

---



---

---



---

Slant-line letters

Letras con líneas en ángulo

---

---

q

---

---

b

---

---

c

Circle lower-case letters  
Letras minúsculas circulares