
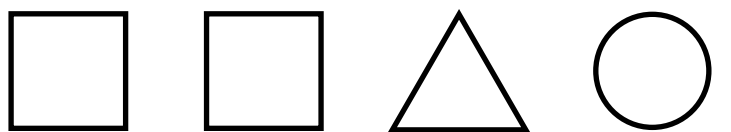

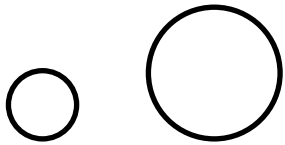

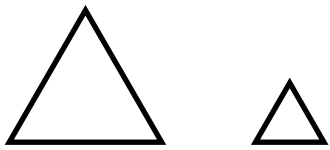


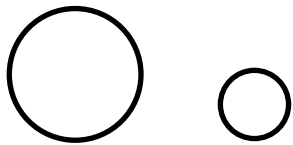

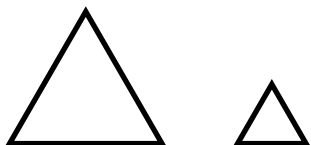
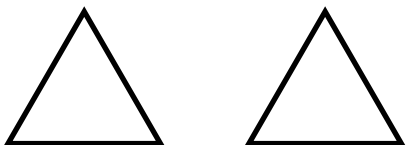

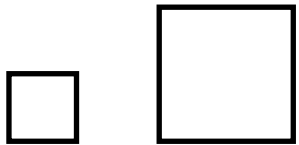








MA K-1 Matching, Sorting
Find two that are the same.



MA K-2 Matching, Sorting
Find the pairs that are the same size.















	
	
	
	
	
	

MA K-3 Matching, Sorting
Find two that are the same shape.




MA K-4 Matching, Sorting

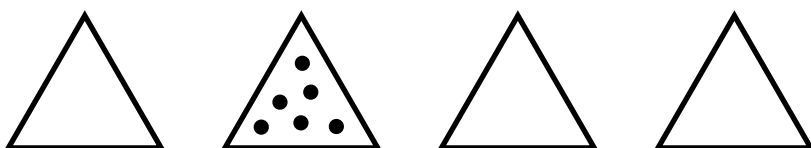
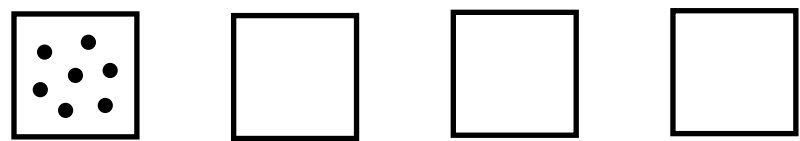
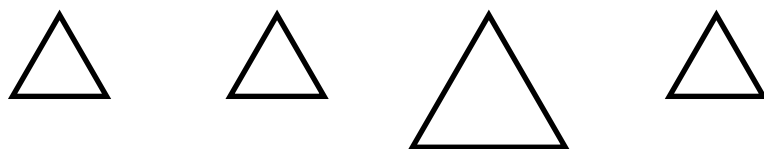
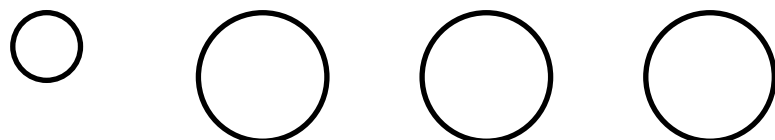
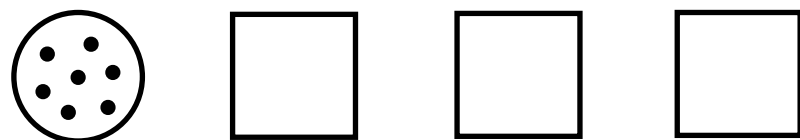
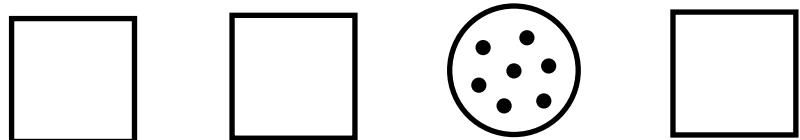
Find two that feel the same- bumpy or smooth.



MA K-5 Matching, Sorting
Find one that is not the same.



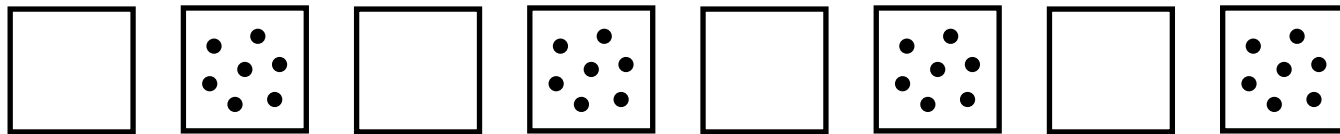
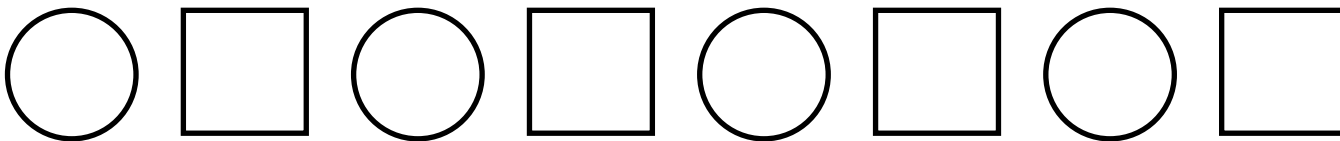
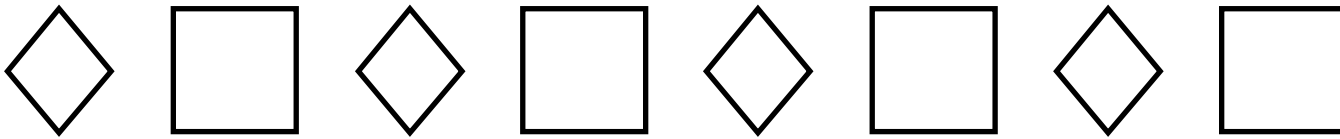


MA K-6 Matching, Sorting
Find one that is not the same.



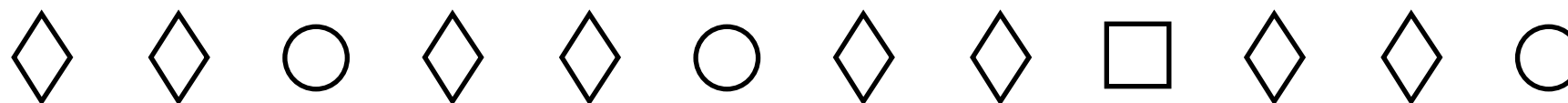
MA K-8 Matching, Sorting

Find the pattern in each line. What shapes are in it?



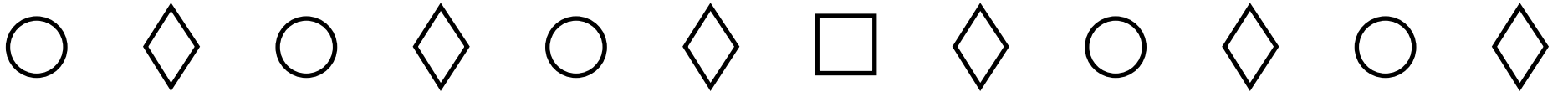
MA K-9(a) Matching, Sorting

Find the shape that does not belong in each pattern.





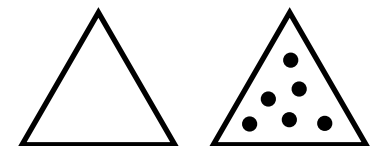
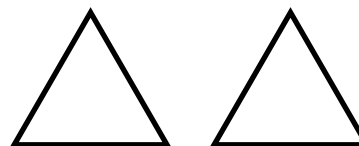

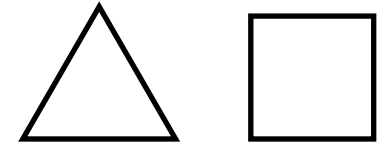
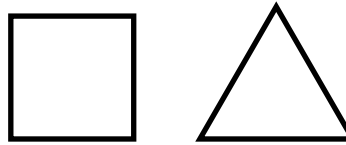
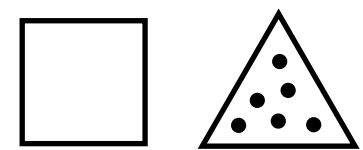
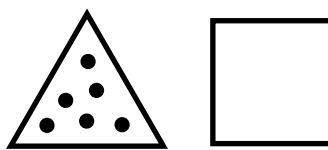
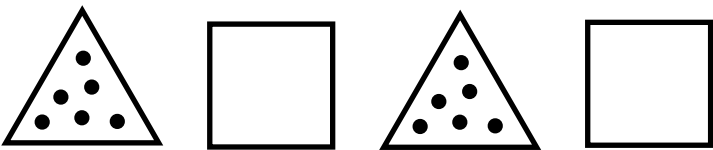
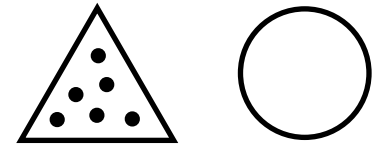
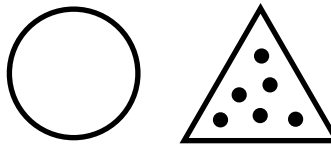

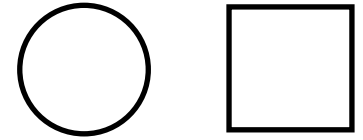
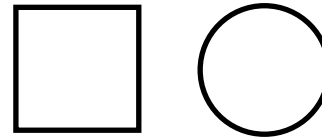
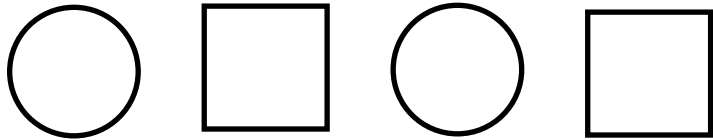
MA K-9(b) Matching, Sorting

Find the shape that does not belong in each pattern.



MA K-10 Matching, Sorting

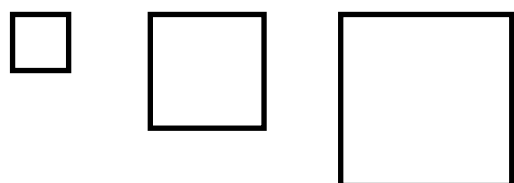
Find the next two shapes for each pattern.




MA 1-1(a) Matching, Sorting

In each row there is a set of three shapes. Mark the sets that are in order from largest to smallest or from smallest to largest.


1



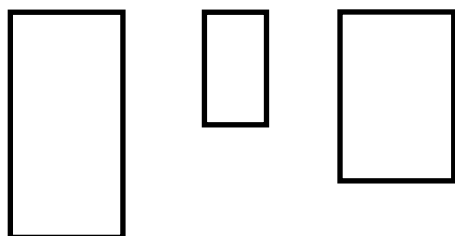
2



3



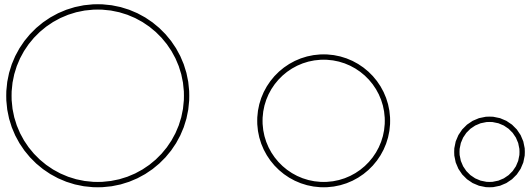
4



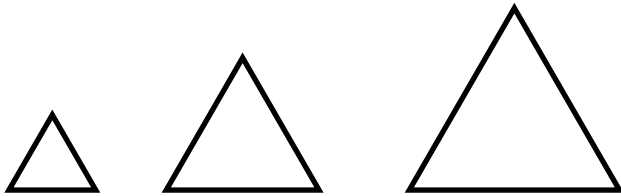
MA 1-1(b) Matching, Sorting

In each row there is a set of three shapes. Mark the sets that are in order from largest to smallest or from smallest to largest.

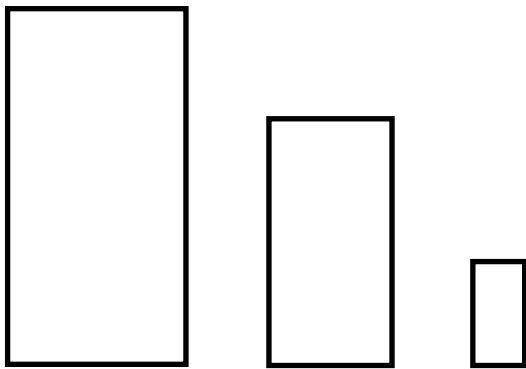
5




6



7




8




MA 1-2(a) Matching, Sorting

In each row there is a set of three shapes. Mark the sets that are the same size.


1



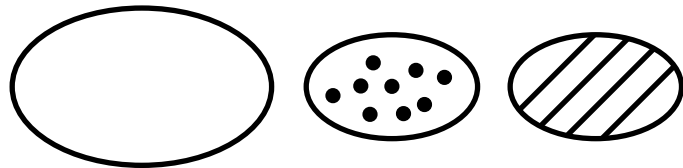
2




3



4




5




MA 1-2(b) Matching, Sorting

In each row there is a set of three shapes. Mark the sets that are the same size.

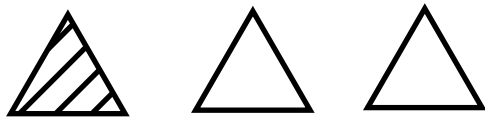
6




7



8



9




10




MA 1-3(a) Matching, Sorting

In each row there is a set of three shapes. Mark the sets that are the same shape.


1



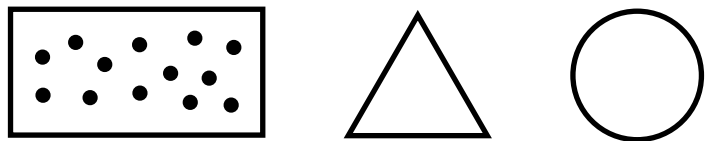
2



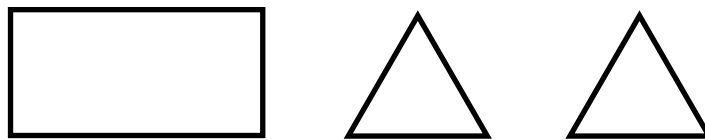
3



4




5



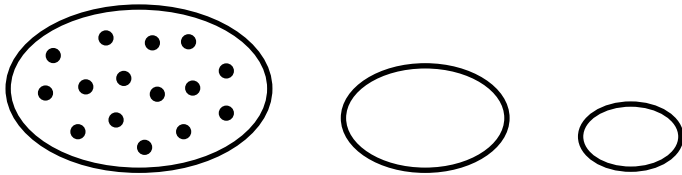
MA 1-3(b) Matching, Sorting

In each row there is a set of three shapes. Mark the sets that are the same shape.

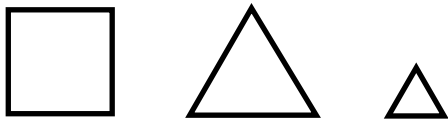
6



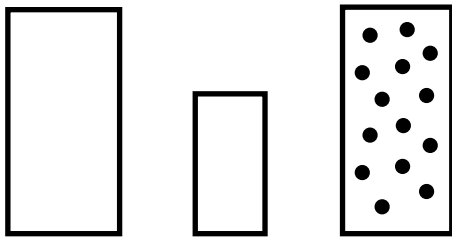
7



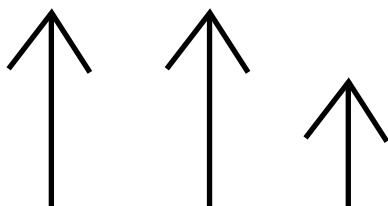
8



9



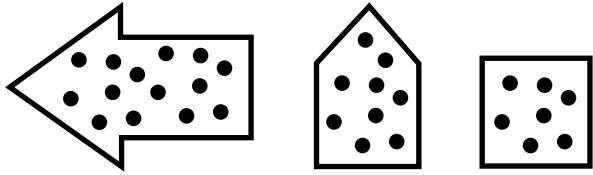
10




MA 1-4(a) Matching, Sorting

In each row there is a set of three shapes. Mark the sets that are the same texture.

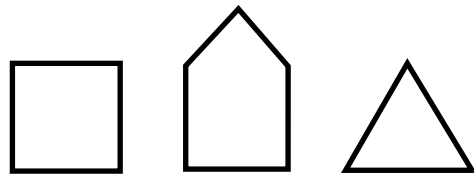
1



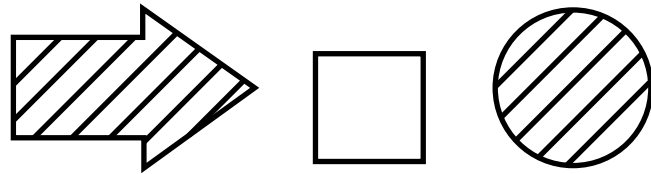
2



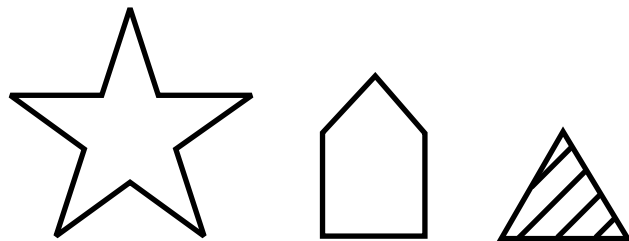
3



4




5




MA 1-4(b) Matching, Sorting

In each row there is a set of three shapes. Mark the sets that are the same texture.


6




7




8



9

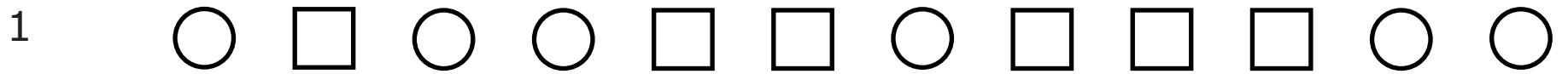


10



MA 1-10(a) Matching, Sorting

Each line has a row of shapes. Mark the lines in which the shapes make a pattern.



MA 1-10(b) Matching, Sorting


Each line has a row of shapes. Mark the lines in which the shapes make a pattern.

6	□	○	○	□	□	○	△	○	△	△	○	□
7	△	○	△	□	△	○	△	□	△	○	△	□
8	△	○	□	○	△	○	□	○	△	○	□	○
9	□	○	△	○	○	△	○	□	□	△	△	○
10	□	□	○	△	□	□	○	△	□	□	○	△

MA 1-11(a) Matching, Sorting

In each line the shapes make a pattern. On the line below the shapes write letters to describe the pattern.


1



2



3



4



MA 1-11(b) Matching, Sorting

In each line the shapes make a pattern. On the line below the shapes write letters to describe the pattern.

5



6



7



8



MA 1-12(a) Matching, Sorting (1 of 3 sheets)

Find a different pattern on each hundred chart. Describe your pattern.

1	2	3	4	5	6	7	8	9	10
11	12	13	14	15	16	17	18	19	20
21	22	23	24	25	26	27	28	29	30
31	32	33	34	35	36	37	38	39	40
41	42	43	44	45	46	47	48	49	50
51	52	53	54	55	56	57	58	59	60
61	62	63	64	65	66	67	68	69	70
71	72	73	74	75	76	77	78	79	80
81	82	83	84	85	86	87	88	89	90
91	92	93	94	95	96	97	98	99	100

MA 1-12(b) Matching, Sorting (2 of 3 sheets)

Find a different pattern on each hundred chart. Describe your pattern.

1	2	3	4	5	6	7	8	9	10
11	12	13	14	15	16	17	18	19	20
21	22	23	24	25	26	27	28	29	30
31	32	33	34	35	36	37	38	39	40
41	42	43	44	45	46	47	48	49	50
51	52	53	54	55	56	57	58	59	60
61	62	63	64	65	66	67	68	69	70
71	72	73	74	75	76	77	78	79	80
81	82	83	84	85	86	87	88	89	90
91	92	93	94	95	96	97	98	99	100





















































MA 1-12(c) Matching, Sorting (3 of 3 sheets)

Find a different pattern on each hundred chart. Describe your pattern.

1	2	3	4	5	6	7	8	9	10
11	12	13	14	15	16	17	18	19	20
21	22	23	24	25	26	27	28	29	30
31	32	33	34	35	36	37	38	39	40
41	42	43	44	45	46	47	48	49	50
51	52	53	54	55	56	57	58	59	60
61	62	63	64	65	66	67	68	69	70
71	72	73	74	75	76	77	78	79	80
81	82	83	84	85	86	87	88	89	90
91	92	93	94	95	96	97	98	99	100

MA 1-13(a) Matching, Sorting

In each line there is a pattern with a missing shape. After the dotted line there are two shapes. Mark the shape that shows the missing part of the pattern.

1													
2													
3													
4													

MA 1-13(b) Matching, Sorting

In each line there is a pattern with a missing shape. After the dotted line there are two shapes. Mark the shape that shows the missing part of the pattern.

5 ○ △ □ ○ △ □ ○ _ □ ○ | △ ○

6 △ □ ○ □ △ □ ○ □ _ □ ○ | □ △


7 △ ○ □ △ ○ □ △ ○ _ △ | ○ □

8 ○ □ ○ △ ○ □ ○ _ ○ □ ○ | △ □


MA 1-14(a) Matching, Sorting

In each line the shapes make a pattern. After the dotted line there are two shapes. Mark the shape that should come next in the pattern.

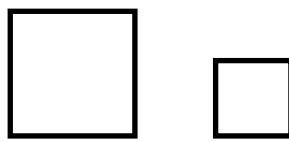

1



2



3



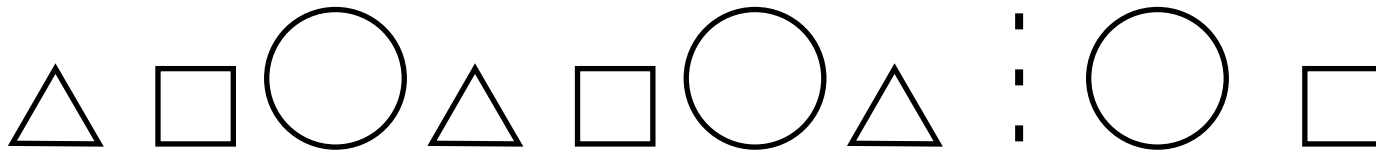
4




MA 1-14(b) Matching, Sorting

In each line the shapes make a pattern. After the dotted line there are two shapes. Mark the shape that should come next in the pattern.

5



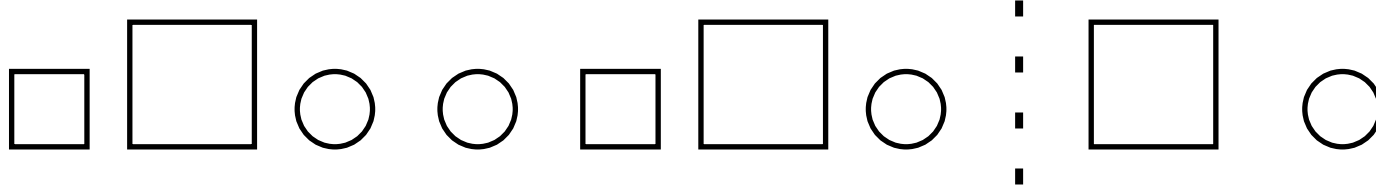
6



7



8



MA 1-15 Matching, Sorting

Make the patterns in each row a different way. Use letters, shapes, motions or sounds.

1 X X O X X O

2 O X O X O X

3 X O O X O O

4 O O X O O X

MA 1-16 Matching, Sorting

Use the boxes below to make a pattern with stickers or shapes. Repeat your pattern two times.

1

--	--	--	--	--	--	--	--	--

2

--	--	--	--	--	--	--	--	--

3

--	--	--	--	--	--	--	--	--


4

--	--	--	--	--	--	--	--	--


MA 2-2 Matching, Sorting

In each row there are three shapes. Mark the two shapes that are alike in two ways: shape, size, or texture.


1



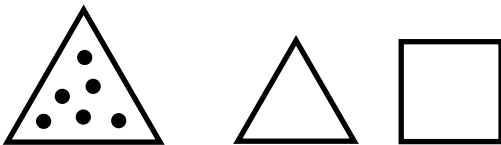
2




3



4



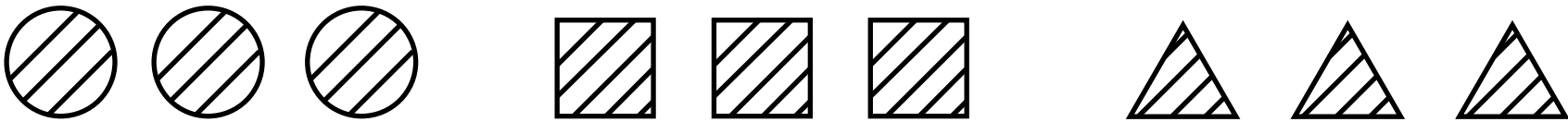
5



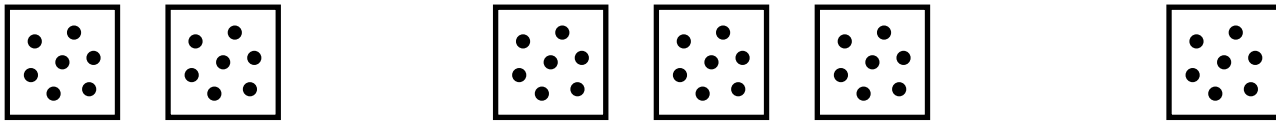
MA 2-3 Matching, Sorting

On a separate sheet of paper write the one way the three sets are different.

1




2




3



4




5




MA 2-4(a) Matching, Sorting

Use these shapes to answer the questions on MA 2-4(b).

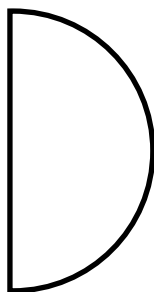
a



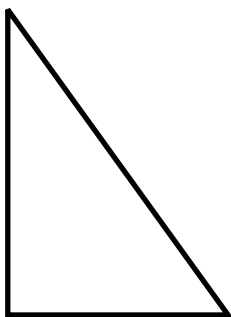
b




c



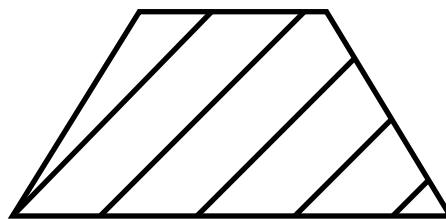
d



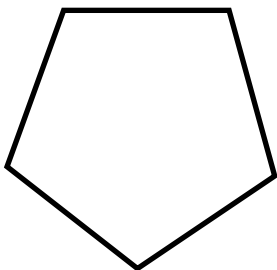
e



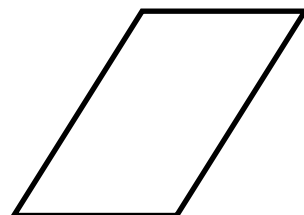
f



g



h






MA 2-4(b) Matching, Sorting

On a sheet of paper write the letter of shapes on MA2-4 for each problem.

1. Shapes that are not smooth.
2. Shapes that are not round.
3. Shapes that are not triangles.
4. Shapes that are not squares.
5. Shapes that are not 4-sided.
6. Shapes that do not have 3 or more sides.





MA 2-5 Matching, Sorting

What comes next? In each line there is a pattern. On a separate sheet of paper write the names of the next three shapes in the pattern.



MA 2-6 Matching, Sorting

In each line the shapes make a pattern. On a separate sheet of paper write letters to show the pattern you found.



MA 2-7 Matching, Sorting

On each line there is a pattern. Use stickers to create the pattern in the boxes two times.

1 a, a, b, c

--	--	--	--	--	--	--	--

2 a, b, b, c

--	--	--	--	--	--	--	--

3 a, b, c, d

--	--	--	--	--	--	--	--

4 a, b, c, c

--	--	--	--	--	--	--	--

MA 2-8(a) Matching, Sorting (1 of 2 sheets)

Find these sums on the addition chart and mark them with stickers to make a pattern. Number signs have been left off the chart.

Down Across

A. $0 + 0$

B. $1 + 1$

C. $2 + 2$

D. $3 + 3$

E. $4 + 4$

F. $5 + 5$

G. $6 + 6$

H. $7 + 7$

I. $8 + 8$

J. $9 + 9$

K. $10 + 10$

Tell about the pattern you made.

MA 2-8(a) Matching, Sorting (2 of 2 sheets)

+	0	1	2	3	4	5	6	7	8	9	10
0	0	1	2	3	4	5	6	7	8	9	10
1	1	2	3	4	5	6	7	8	9	10	11
2	2	3	4	5	6	7	8	9	10	11	12
3	3	4	5	6	7	8	9	10	11	12	13
4	4	5	6	7	8	9	10	11	12	13	14
5	5	6	7	8	9	10	11	12	13	14	15
6	6	7	8	9	10	11	12	13	14	15	16
7	7	8	9	10	11	12	13	14	15	16	17
8	8	9	10	11	12	13	14	15	16	17	18
9	9	10	11	12	13	14	15	16	17	18	19
10	10	11	12	13	14	15	16	17	18	19	20

MA 2-8(b) Matching, Sorting (1 of 2 sheets)

Find these sums on the addition chart and mark them with stickers to make a pattern. Number signs have been left off the chart.

Down Across

A. $3 + 2$

B. $3 + 4$

C. $4 + 3$

D. $3 + 3$

E. $5 + 2$

F. $5 + 4$

Tell about the pattern you made.

MA 2-8(b) Matching, Sorting (2 of 2 sheets)

+	0	1	2	3	4	5	6	7	8	9	10
0	0	1	2	3	4	5	6	7	8	9	10
1	1	2	3	4	5	6	7	8	9	10	11
2	2	3	4	5	6	7	8	9	10	11	12
3	3	4	5	6	7	8	9	10	11	12	13
4	4	5	6	7	8	9	10	11	12	13	14
5	5	6	7	8	9	10	11	12	13	14	15
6	6	7	8	9	10	11	12	13	14	15	16
7	7	8	9	10	11	12	13	14	15	16	17
8	8	9	10	11	12	13	14	15	16	17	18
9	9	10	11	12	13	14	15	16	17	18	19
10	10	11	12	13	14	15	16	17	18	19	20

MA 2-8(c) Matching, Sorting (1 of 2 sheets)

Find these sums on the addition chart and mark them with stickers to make a pattern. Number signs have been left off the chart.

Down Across

A. $2 + 6$

B. $3 + 5$

C. $4 + 4$

D. $5 + 3$

E. $6 + 2$

Tell about the pattern you made.

MA 2-8(c) Matching, Sorting (2 of 2 sheets)

+	0	1	2	3	4	5	6	7	8	9	10
0	0	1	2	3	4	5	6	7	8	9	10
1	1	2	3	4	5	6	7	8	9	10	11
2	2	3	4	5	6	7	8	9	10	11	12
3	3	4	5	6	7	8	9	10	11	12	13
4	4	5	6	7	8	9	10	11	12	13	14
5	5	6	7	8	9	10	11	12	13	14	15
6	6	7	8	9	10	11	12	13	14	15	16
7	7	8	9	10	11	12	13	14	15	16	17
8	8	9	10	11	12	13	14	15	16	17	18
9	9	10	11	12	13	14	15	16	17	18	19
10	10	11	12	13	14	15	16	17	18	19	20

MA 2-8(d) Matching, Sorting (1 of 2 sheets)

Find these sums on the addition chart and mark them with stickers to make a pattern. Number signs have been left off the chart.

Down Across

A. $3 + 4$

B. $4 + 3$

C. $4 + 5$

D. $5 + 2$

E. $5 + 6$

F. $6 + 3$

G. $6 + 5$

H. $7 + 4$

Tell about the pattern you made.

MA 2-8(d) Matching, Sorting (2 of 2 sheets)
















































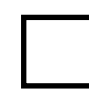




































+	0	1	2	3	4	5	6	7	8	9	10
0	0	1	2	3	4	5	6	7	8	9	10
1	1	2	3	4	5	6	7	8	9	10	11
2	2	3	4	5	6	7	8	9	10	11	12
3	3	4	5	6	7	8	9	10	11	12	13
4	4	5	6	7	8	9	10	11	12	13	14
5	5	6	7	8	9	10	11	12	13	14	15
6	6	7	8	9	10	11	12	13	14	15	16
7	7	8	9	10	11	12	13	14	15	16	17
8	8	9	10	11	12	13	14	15	16	17	18
9	9	10	11	12	13	14	15	16	17	18	19
10	10	11	12	13	14	15	16	17	18	19	20

MA 2-8(e) Matching, Sorting

+	0	1	2	3	4	5	6	7	8	9	10
0	0	1	2	3	4	5	6	7	8	9	10
1	1	2	3	4	5	6	7	8	9	10	11
2	2	3	4	5	6	7	8	9	10	11	12
3	3	4	5	6	7	8	9	10	11	12	13
4	4	5	6	7	8	9	10	11	12	13	14
5	5	6	7	8	9	10	11	12	13	14	15
6	6	7	8	9	10	11	12	13	14	15	16
7	7	8	9	10	11	12	13	14	15	16	17
8	8	9	10	11	12	13	14	15	16	17	18
9	9	10	11	12	13	14	15	16	17	18	19
10	10	11	12	13	14	15	16	17	18	19	20

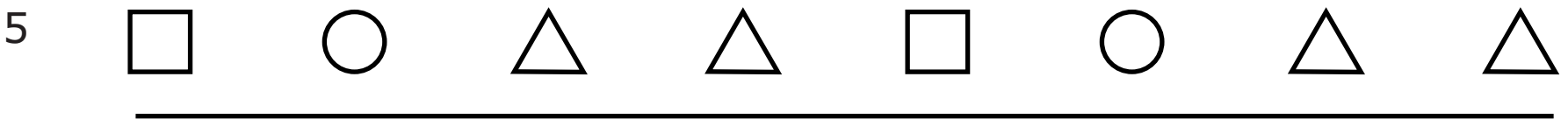
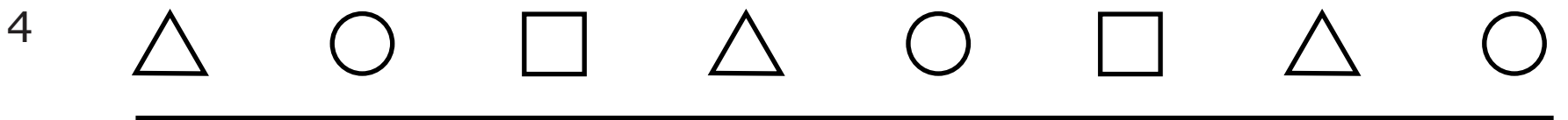
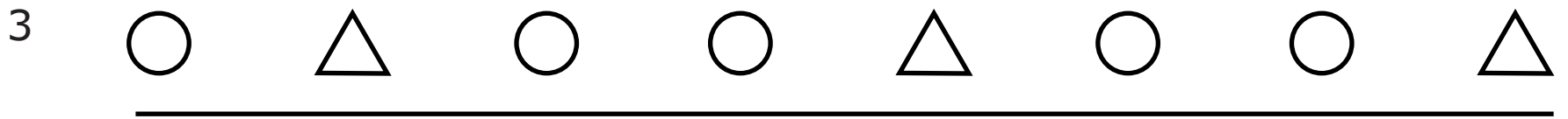
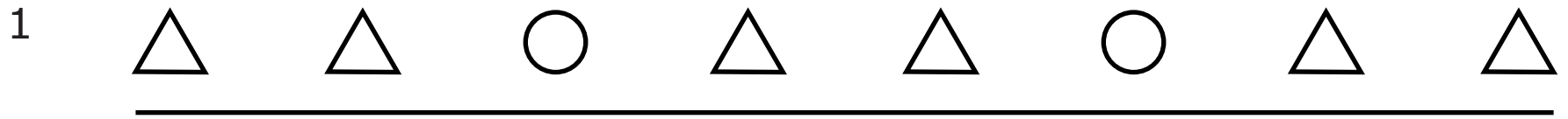
MA 2-9 Matching, Sorting

In each line there is a set of shapes that make a pattern but one piece is missing. After the dotted line there are three shapes. Mark the shape that is the missing piece.

1										:			
2										:			
3										:			
4										:			
5										:			
6										:			
7										:			

MA 2-10 Matching, Sorting

On each line there is a pattern. Make the pattern another way using shapes, stickers, sounds, or motions.



MA 2-11 Matching, Sorting

On each line there is a pattern. Mark the rows that have a growing pattern.


1



2




3




4



5



6



MA 3-3(a) Matching, Sorting

x	1	2	3	4	5	6	7	8	9	10
1	1	2	3	4	5	6	7	8	9	10
2	2	4	6	8	10	12	14	16	18	20
3	3	6	9	12	15	18	21	24	27	30
4	4	8	12	16	20	24	28	32	36	40
5	5	10	15	20	25	30	35	40	45	50
6	6	12	18	24	30	36	42	48	54	60
7	7	14	21	28	35	42	49	56	63	70
8	8	16	24	32	40	48	56	64	72	80
9	9	18	27	36	45	54	63	72	81	90
10	10	20	30	40	50	60	70	80	90	100

MA 3-3(b) Matching, Sorting

x	1	2	3	4	5	6	7	8	9	10
1	1	2	3	4	5	6	7	8	9	10
2	2	4	6	8	10	12	14	16	18	20
3	3	6	9	12	15	18	21	24	27	30
4	4	8	12	16	20	24	28	32	36	40
5	5	10	15	20	25	30	35	40	45	50
6	6	12	18	24	30	36	42	48	54	60
7	7	14	21	28	35	42	49	56	63	70
8	8	16	24	32	40	48	56	64	72	80
9	9	18	27	36	45	54	63	72	81	90
10	10	20	30	40	50	60	70	80	90	100

MA 3-3(c) Matching, Sorting (2 of 2 sheets)

x	1	2	3	4	5	6	7	8	9	10
1	1	2	3	4	5	6	7	8	9	10
2	2	4	6	8	10	12	14	16	18	20
3	3	6	9	12	15	18	21	24	27	30
4	4	8	12	16	20	24	28	32	36	40
5	5	10	15	20	25	30	35	40	45	50
6	6	12	18	24	30	36	42	48	54	60
7	7	14	21	28	35	42	49	56	63	70
8	8	16	24	32	40	48	56	64	72	80
9	9	18	27	36	45	54	63	72	81	90
10	10	20	30	40	50	60	70	80	90	100

MA 3-3(d) Matching, Sorting (2 of 2 sheets)

x	1	2	3	4	5	6	7	8	9	10
1	1	2	3	4	5	6	7	8	9	10
2	2	4	6	8	10	12	14	16	18	20
3	3	6	9	12	15	18	21	24	27	30
4	4	8	12	16	20	24	28	32	36	40
5	5	10	15	20	25	30	35	40	45	50
6	6	12	18	24	30	36	42	48	54	60
7	7	14	21	28	35	42	49	56	63	70
8	8	16	24	32	40	48	56	64	72	80
9	9	18	27	36	45	54	63	72	81	90
10	10	20	30	40	50	60	70	80	90	100

MA 3-3 (e) Matching, Sorting (1 of 2 sheets)

Find these products on the multiplication charts and mark them with stickers to make a pattern. Number signs have been left off the chart. Tell about the pattern you made.

- A. 2×5
- B. 3×4
- C. 3×6
- D. 4×3
- E. 4×7
- F. 5×2
- G. 5×8
- H. 6×3
- I. 6×7
- J. 7×4
- K. 7×6
- L. 8×5

MA 3-3(e) Matching, Sorting (2 of 2 sheets)

x	1	2	3	4	5	6	7	8	9	10
1	1	2	3	4	5	6	7	8	9	10
2	2	4	6	8	10	12	14	16	18	20
3	3	6	9	12	15	18	21	24	27	30
4	4	8	12	16	20	24	28	32	36	40
5	5	10	15	20	25	30	35	40	45	50
6	6	12	18	24	30	36	42	48	54	60
7	7	14	21	28	35	42	49	56	63	70
8	8	16	24	32	40	48	56	64	72	80
9	9	18	27	36	45	54	63	72	81	90
10	10	20	30	40	50	60	70	80	90	100